

2022-23 LCFF Budget Overview for Parents Data Input Sheet

| | |
|---|--|
| Local Educational Agency (LEA) Name: | Wheatland School District |
| CDS Code: | 58-72751-0000000 |
| LEA Contact Information: | Name: Craig M. Guensler Position: Superintendent Email: cguensler@wheatland.k12.ca.us Phone: (530) 633-3130 |
| Coming School Year: | 2022-23 |
| Current School Year: | 2021-22 |

*NOTE: The "High Needs Students" referred to in the tables below are Unduplicated Students for LCFF funding purposes.

| Projected General Fund Revenue for the 2022-23 School Year | Amount |
|---|-----------------|
| Total LCFF Funds | \$13,936,742.22 |
| LCFF Supplemental & Concentration Grants | \$1,471,559.00 |
| All Other State Funds | \$3,538,111.17 |
| All Local Funds | \$1,752,159.75 |
| All federal funds | \$2,998,205.71 |
| Total Projected Revenue | \$22,225,218.85 |

| Total Budgeted Expenditures for the 2022-23 School Year | Amount |
|--|-----------------|
| Total Budgeted General Fund Expenditures | \$22,526,681.53 |
| Total Budgeted Expenditures in the LCAP | \$930,000.00 |
| Total Budgeted Expenditures for High Needs Students in the LCAP | \$1,170,096.18 |
| Expenditures not in the LCAP | \$21,596,681.53 |

| Expenditures for High Needs Students in the 2021-22 School Year | Amount |
|--|----------------|
| Total Budgeted Expenditures for High Needs Students in the LCAP | \$1,002,687.00 |
| Actual Expenditures for High Needs Students in LCAP | \$1,086,276.87 |

| Funds for High Needs Students | Amount |
|--|---------------|
| 2022-23 Difference in Projected Funds and Budgeted Expenditures | \$-301,462.82 |
| 2021-22 Difference in Budgeted and Actual Expenditures | \$83,589.87, |

| Required Prompts(s) | Response(s) |
|---|--|
| Briefly describe any of the General Fund Budget Expenditures for the school year not included in the Local Control and Accountability Plan (LCAP). | Salary and Benefits account for 85% of the general fund and not included in the LCAP as well as multiple restricted grants |

LCFF Budget Overview for Parents

Local Educational Agency (LEA) Name: Wheatland School District

CDS Code: 58-72751-0000000

School Year: 2022-23

LEA contact information:

Craig M. Guensler

Superintendent

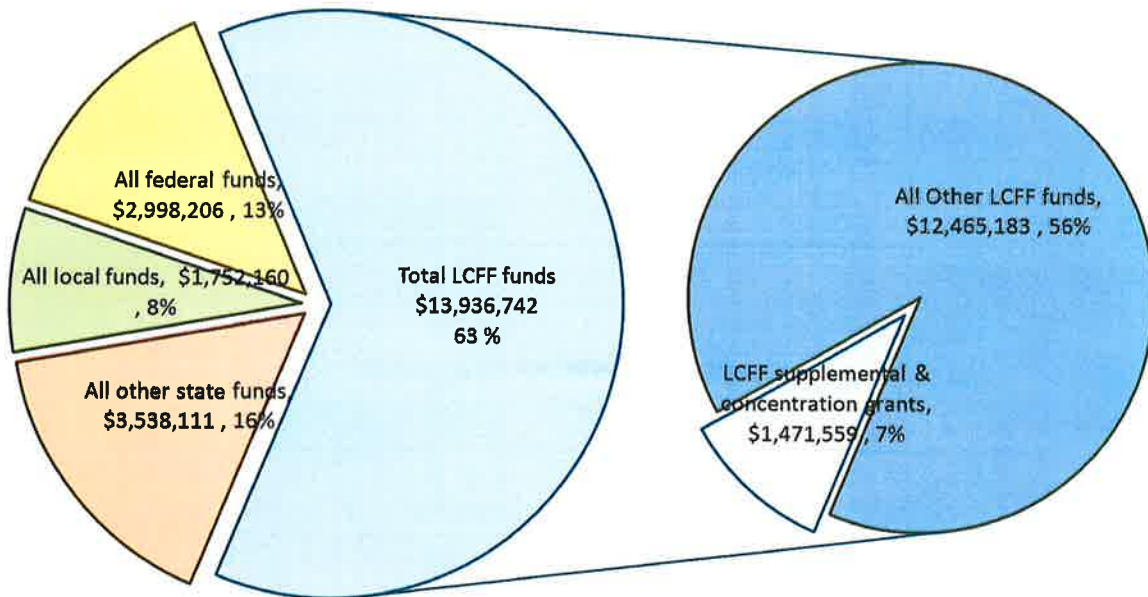
cguensler@wheatland.k12.ca.us

(530) 633-3130

School districts receive funding from different sources: state funds under the Local Control Funding Formula (LCFF), other state funds, local funds, and federal funds. LCFF funds include a base level of funding for all LEAs and extra funding - called "supplemental and concentration" grants - to LEAs based on the enrollment of high needs students (foster youth, English learners, and low-income students).

Budget Overview for the 2022-23 School Year

Projected Revenue by Fund Source



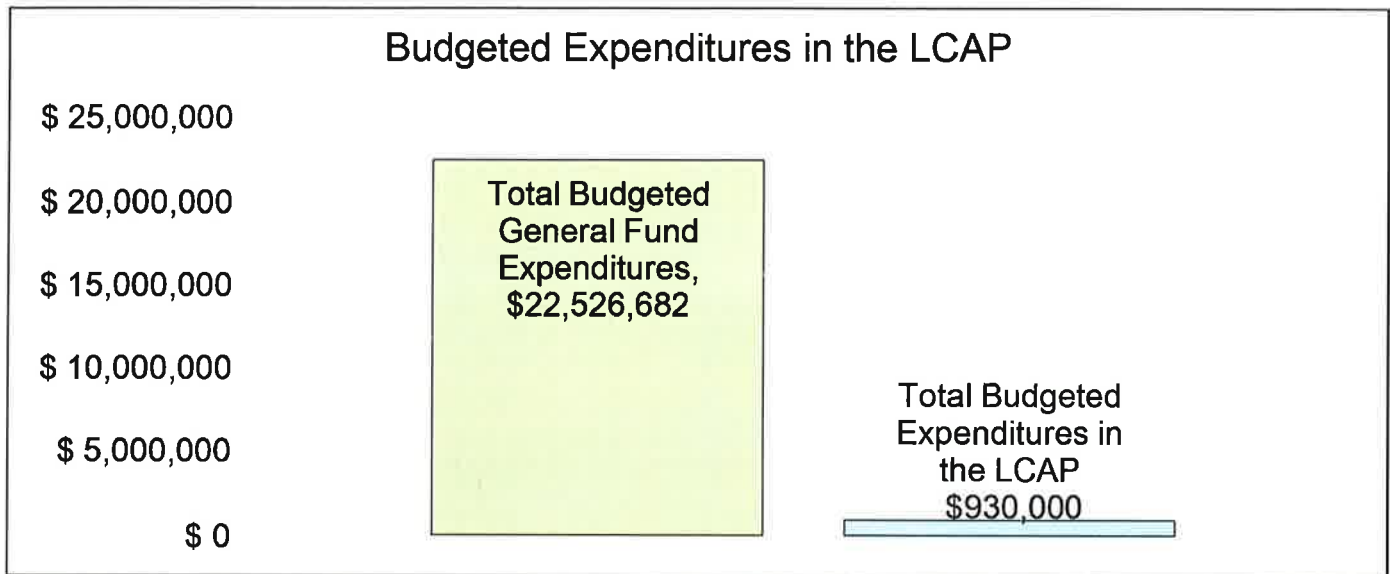
This chart shows the total general purpose revenue Wheatland School District expects to receive in the coming year from all sources.

The text description for the above chart is as follows: The total revenue projected for Wheatland School District is \$22,225,218.85, of which \$13,936,742.22 is Local Control Funding Formula (LCFF), \$3,538,111.17 is other state funds, \$1,752,159.75 is local funds, and \$2,998,205.71 is federal funds. Of

the \$13,936,742.22 in LCFF Funds, \$1,471,559.00 is generated based on the enrollment of high needs students (foster youth, English learner, and low-income students).

LCFF Budget Overview for Parents

The LCFF gives school districts more flexibility in deciding how to use state funds. In exchange, school districts must work with parents, educators, students, and the community to develop a Local Control and Accountability Plan (LCAP) that shows how they will use these funds to serve students.



This chart provides a quick summary of how much Wheatland School District plans to spend for 2022-23. It shows how much of the total is tied to planned actions and services in the LCAP.

The text description of the above chart is as follows: Wheatland School District plans to spend \$22,526,681.53 for the 2022-23 school year. Of that amount, \$930,000.00 is tied to actions/services in the LCAP and \$21,596,681.53 is not included in the LCAP. The budgeted expenditures that are not included in the LCAP will be used for the following:

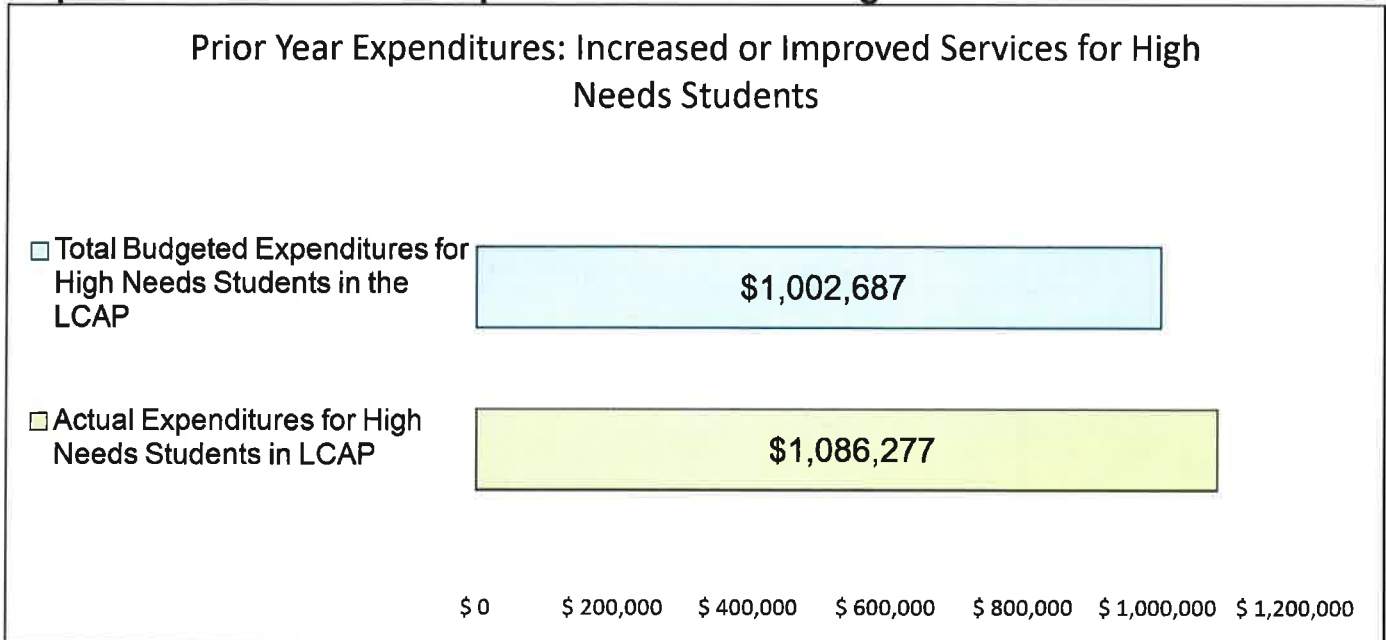
Salary and Benefits account for 85% of the general fund and not included in the LCAP as well as multiple restricted grants

Increased or Improved Services for High Needs Students in the LCAP for the 2022-23 School Year

In 2022-23, Wheatland School District is projecting it will receive \$1,471,559.00 based on the enrollment of foster youth, English learner, and low-income students. Wheatland School District must describe how it intends to increase or improve services for high needs students in the LCAP. Wheatland School District plans to spend \$1,170,096.18 towards meeting this requirement, as described in the LCAP.

LCFF Budget Overview for Parents

Update on Increased or Improved Services for High Needs Students in 2021-22



This chart compares what Wheatland School District budgeted last year in the LCAP for actions and services that contribute to increasing or improving services for high needs students with what Wheatland School District estimates it has spent on actions and services that contribute to increasing or improving services for high needs students in the current year.

The text description of the above chart is as follows: In 2021-22, Wheatland School District's LCAP budgeted \$1,002,687.00 for planned actions to increase or improve services for high needs students. Wheatland School District actually spent \$1,086,276.87 for actions to increase or improve services for high needs students in 2021-22.