

Intervention

Johnnie Thompson
Megan Cunningham





Program Design ELA/MATH

- Grade-level goals/standards
- Screening and diagnostic assessments
- Match resource to need
- Map 6-8 week progression w/ classroom teachers
- Intervention Sessions


ELA

MATH

30 minutes K

35 minutes 1-5

30 minutes 1-5

- Progress Monitor
 - Reassess and start the next session
- 



Intervention Process

1. RTI Diagnostic (Tier 1) all classrooms
1. Analyze data
1. Students grouped accordingly with Skills teacher instructing with evidence-based reading program
1. Students in Intervention are screened for baseline data
1. Instruction with evidence-based reading program (UFLI)
1. End of each trimester, students are progress monitored to determine growth
1. No or little growth; discuss Student Study Team (SST) with teacher & Admin.

****Students process through Intervention to remediate and return back to on grade level instruction in classroom ****




Resources

ELA




- Phonemic Awareness
 - UFLI Foundations
 - I-ready
 - SIPPS
 - Heggerty
- Phonics
 - Rime Magic
 - SIPPS
 - UFLI Foundations
 - I-ready
 - Phonics for Reading
- Comprehension
 - I-ready Teacher Toolbox
 - Read Naturally Live
- Vocabulary/Fluency
 - I-ready Teacher Toolbox
 - Read Naturally Live
 - The Reading Comprehension Blueprint



Resources

MATH



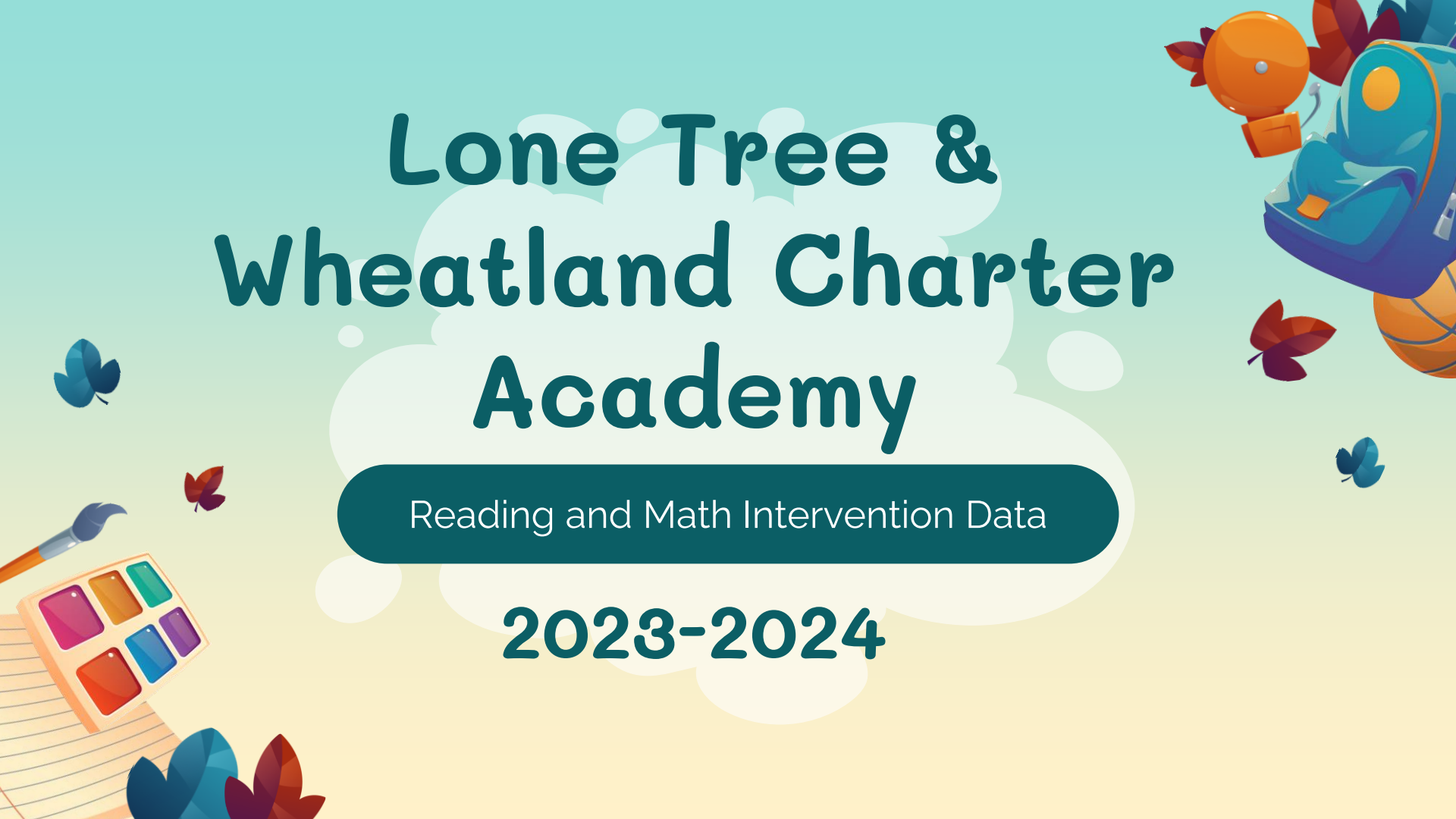
- I-Ready
- McGraw Hill ~My Math
- MobyMax Math
- Multiplication Times Tables



Lone Tree & Wheatland Charter Academy

Reading and Math Intervention Data

2023-2024





Number of ELA Students by Session LT & WCA

Session 1

6 First Graders
6 Second Graders
6 Third Graders
3 Fourth Graders
3 Fifth Graders
Total: 24

Session 2

6 Kinders
6 First Graders
6 Second Graders
6 Third Graders
3 Fourth Graders
3 Fifth Graders
Total: 30

Session 3

6 Kinders
6 First Graders
6 Second Graders
6 Third Graders
3 Fourth Graders
3 Fifth Graders
Total: 30





Overall ELA Student Numbers 2023-2024 LT & WCA

Kinder - 12

First - 18

Second - 18

Third - 18

Fourth - 9

Fifth - 9

Total - 84 ELA Students

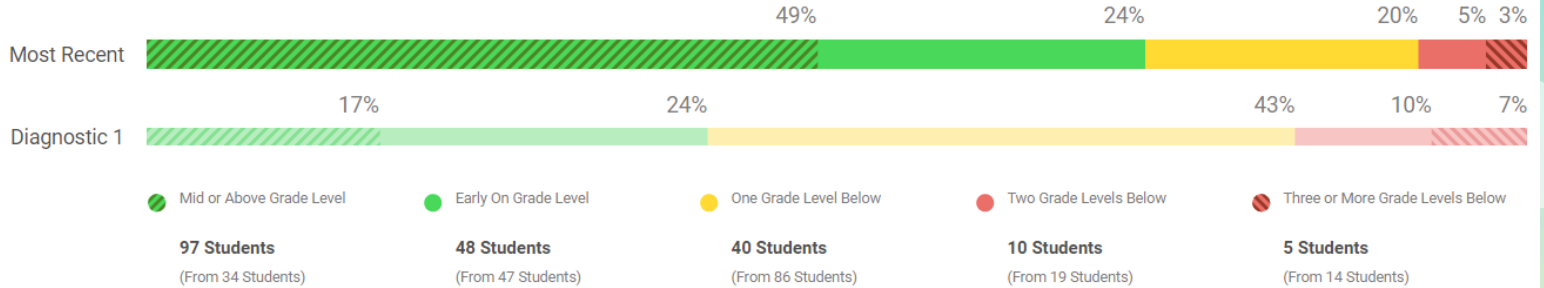


Long Tree & Wheatland Charter Schoolwide Reading Results

Lone Tree

Overall Placement

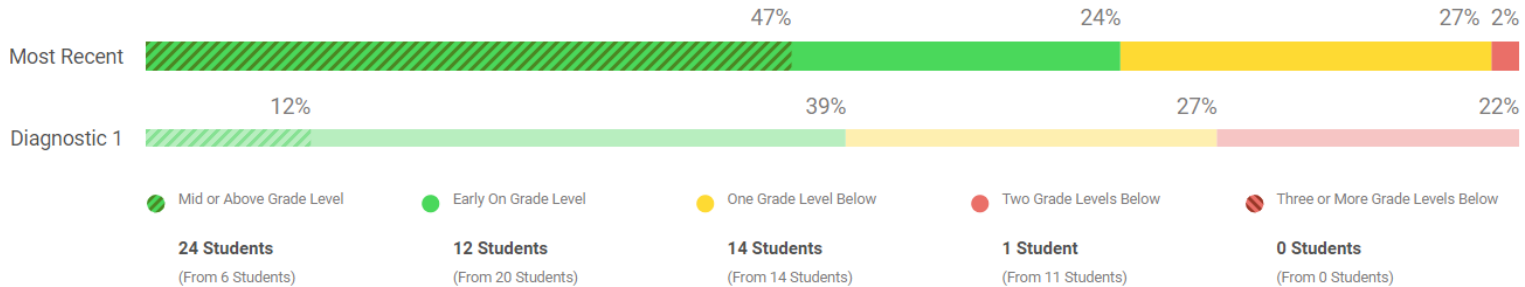
Students Assessed/Total: 200/309


















Wheatland Charter

Overall Placement

Students Assessed/Total: 51/73



Lone Tree Final ELA Intervention Group Results

Group		Overall Grade-Level Placement						Students Assessed/Total
1st grade LT Reading 2023-2024	Most Recent		14%	29%	57%	0%	0%	7/8
	Diagnostic 1		0%	0%	71%	29%	0%	
2nd grade LT Reading 2023-2024	Most Recent		0%	50%	50%	0%	0%	6/6
	Diagnostic 1		0%	0%	33%	67%	0%	
3rd grade LT Reading 2023-2024	Most Recent		0%	100%	0%	0%	0%	3/5
	Diagnostic 1		0%	0%	33%	67%	0%	
4th grade LT Reading 2023-2024	Most Recent		0%	0%	100%	0%	0%	5/5
	Diagnostic 1		0%	0%	60%	20%	20%	
5th grade LT Reading 2023-2024	Most Recent		0%	0%	57%	43%	0%	7/7
	Diagnostic 1		0%	0%	43%	29%	29%	

Wheatland Charter Final ELA Intervention Group Results

Group		Overall Grade-Level Placement						Students Assessed/Total
1st grade WC Reading 2023-20...	Most Recent		33%	0%	67%	0%	0%	3/3
	Diagnostic 1		0%	0%	100%	0%	0%	
2nd grade WC Reading 2023-20...	Most Recent		25%	25%	50%	0%	0%	4/4
	Diagnostic 1		0%	0%	25%	75%	0%	
3rd grade WC Reading 2023-20...	Most Recent		0%	25%	50%	25%	0%	4/4
	Diagnostic 1		0%	0%	0%	100%	0%	



Number of Math Students by Session LT & WCA

Session 1

3 First Graders
3 Second Graders
2 Third Graders
2 Fourth Graders
2 Fifth Graders
Total: 12

Session 2

3 First Graders
3 Second Graders
2 Third Graders
2 Fourth Graders
2 Fifth Graders
Total: 12

Session 3

3 First Graders
3 Second Graders
2 Third Graders
2 Fourth Graders
2 Fifth Graders
Total: 12





Overall MATH Student Numbers 2023-24 LT & WCA

First - 9
Second - 9
Third - 6
Fourth - 6
Fifth - 6

Total - 36 Math Students

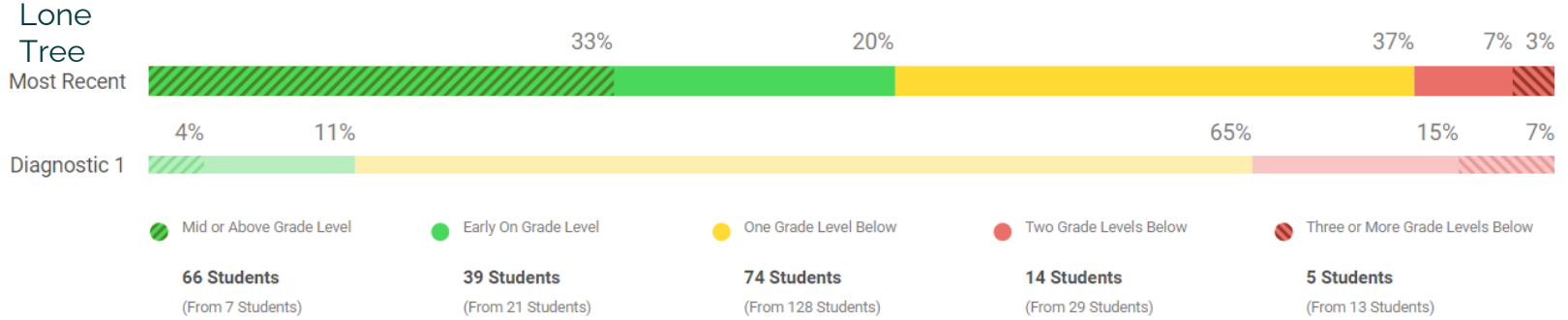


End of Year Math Diagnostic Results

- On or Above Grade Level
- One Grade Level Below
- Two or More Grade Levels Below

Overall Placement

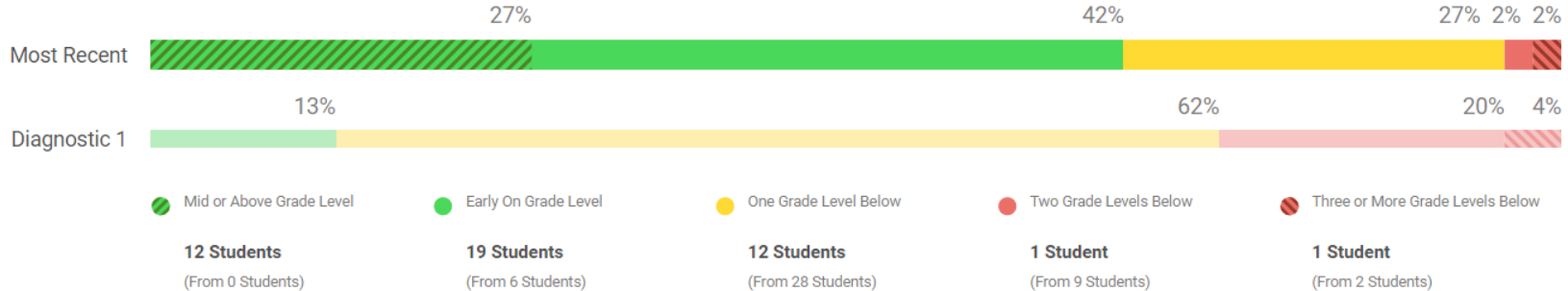
Students Assessed/Total: 198/309



Wheatland Charter














Overall Placement

Students Assessed/Total: 45/73



Final Math Intervention Group Results

Lone Tree

Group		Overall Grade-Level Placement						Students Assessed/Total
1st grade LT Math 2023-2024	Most Recent		0%	0%	100%	0%	0%	2/2
	Diagnostic 1		0%	0%	0%	100%	0%	
2nd grade LT Math 2023-2024	Most Recent		0%	0%	100%	0%	0%	1/1
	Diagnostic 1		0%	0%	0%	100%	0%	
3rd grade LT Math 2023-2024	Most Recent	-	-	-	-	-	-	0/1
	Diagnostic 1	-	-	-	-	-	-	
4th grade LT Math 2023-2024	Most Recent		0%	0%	0%	0%	100%	1/2
	Diagnostic 1		0%	0%	0%	0%	100%	
5th grade LT Math 2023-2024	Most Recent		0%	0%	0%	100%	0%	1/3
	Diagnostic 1		0%	0%	0%	0%	100%	

Final Math Intervention Group Results Wheatland Charter

Group		Overall Grade-Level Placement						Students Assessed/Total
1st grade WC Math 2023-2024	Most Recent		0%	50%	0%	50%	0%	2/2
	Diagnostic 1		0%	0%	100%	0%	0%	
2nd grade WC Math 2023-2024	Most Recent		0%	0%	100%	0%	0%	1/1
	Diagnostic 1		0%	0%	0%	100%	0%	
3rd grade WC Math 2023-2024	Most Recent		0%	0%	100%	0%	0%	2/2
	Diagnostic 1		0%	0%	0%	100%	0%	
4th grade WC Math 2023-2024	Most Recent		0%	0%	0%	0%	100%	1/1
	Diagnostic 1		0%	0%	0%	0%	100%	

Wheatland EI

Reading Intervention Program
Data





Students by Round

Round 1

11 First Graders
13 Second Graders
12 Third Graders
Total: 36

Round 2


10 First Graders
12 Second Graders
10 Third Graders
Total: 43

Round 3

12 Kinders
10 First Graders
17 Second Graders
12 Third Graders
9 After school Intervention
Total: 60

Round 4

11 Kinders
10 First Graders
12 Second Graders
10 Third Graders
Total: 43





Overall Student Numbers


Kinder - 22

First - 21

Second - 32

Third - 26

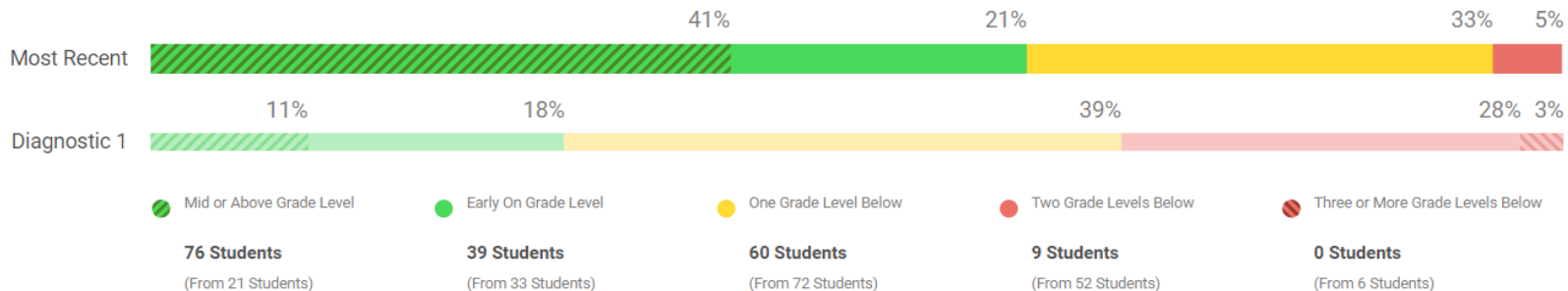
Total - 101 Students



WE Schoolwide Reading Results

Overall Placement









Students Assessed/Total: 184/384



[i The Mapping Between 5-Level and 3-Level Placements](#)

WE Final Intervention Group Results

- On or Above Grade Level
- One Grade Level Below
- Two or More Grade Levels Below

Kinder	Most Recent		0%	40%	60%	0%	0%
	Fall (Beginning of Year - November 15)		0%	0%	100%	0%	0%
Grade 1 Final	Most Recent		10%	10%	70%	10%	0%
	Diagnostic 1		0%	0%	50%	50%	0%
Grade 2 Final	Most Recent		6%	35%	55%	3%	0%
	Diagnostic 1		0%	0%	48%	52%	0%
Grade 3 Final	Most Recent		0%	21%	67%	13%	0%
	Diagnostic 1		0%	4%	29%	54%	13%

WE 2023 vs. 2024 Data

● Second Grade


- 2023 Final Phonics Score- **11%** 2 or more grade levels below
- 2024 Final Phonics Score - **4%** 2 grade levels below

● Third Third

- 2023 Final Phonics Score- **32%** 2 or more grade levels below
- 2024 Final Phonics Score - **9%** 2 or more grade levels below




Additional Educational Investments of the Intervention for Team Lone Tree

- District, school-wide and grade-level collaboration leadership
 - i-Ready training for all teachers on site to include data dissemination, determination of specific skills to target and resources within i-Ready and from other curricular tools for instruction.
 - Curriculum introduction and training for UFLI
 - Skills group organization & support with review and discussion of assessment data and student growth to reshuffle students every six weeks for most beneficial, scaffolded grouping for essential skill development.
 - Assessments RTI - assisting classroom teachers to ensure all assessments and data prepared for schoolwide database and Student Study Team (SST) meetings.
- 

A basketball and a stack of books are visible in the top-left corner of the slide.

Additional Educational Investments of the Intervention for Team Lone Tree

- Professional Development for Team Lone Tree Staff: Science of Reading (SOR), i-Ready, UFLI
 - Academic Intervention (A.I.) remediation instruction for reading
 - Team member of Student Study Team (SST) meetings for any child receiving intervention.
 - All referrals for assessment for SPED have been valid after intervention services have been fully implemented.
 - Social emotional development intertwined, as students who gain academic confidence also demonstrate an increase in social connectivity and eagerness for school.
- 
- A watercolor palette and a blue backpack are visible in the bottom-right corner of the slide.

Reading Intervention at Wheatland EI

- Grade level collaboration meetings to discuss UFLI, Heggerty, Rime Magic and other curriculum
- Helping to improve foundational reading skills
- Helping teachers create reading groups based on skill rather than level
- Ordered UFLI Teacher Editions for 1st and 2nd grade teachers (the program is free online)
- Family engagement - Literacy Night (9/19/2024 from 5:30-7PM)
- Grade level mapping of reading needs
- Collaboration with Johnnie Thompson (TLT) & Sariah Garcia (BR)
- Working with bilingual para, Yvannah Torres-Reyes on developing a program for students that are ELD
- iReady training and iReady data analysis



Thanks!

CREDITS: This presentation template was created by **Slidesgo**, including icons by **Flaticon** and infographics & images by **Freepik**

Please keep this slide for attribution

